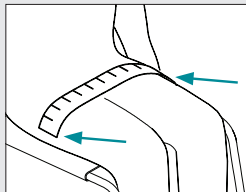
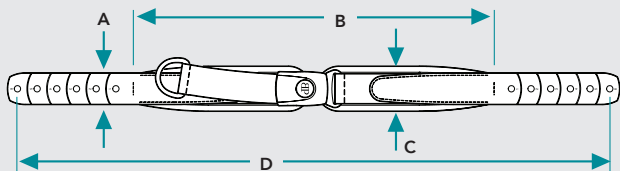


Measure for a Padded Hip Belt

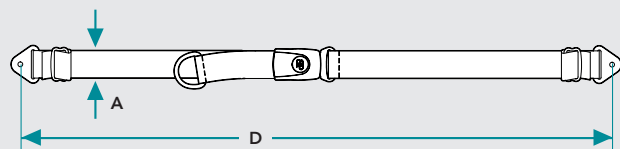


1. Determine the most effective position and angle for the belt.
2. With a flexible tape, measure the distance over the body. This corresponds to the belt's padded length (B).
3. Select the belt size.



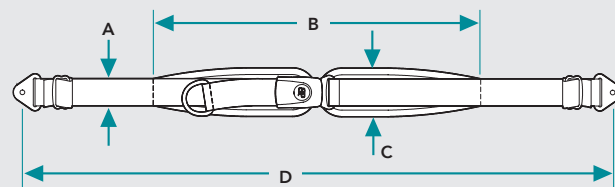
Evoflex®

Size	A	B	C	D
S38	2.5cm (1")	38cm (15")	5cm (2")	63cm (24-3/4")
M46	4cm (1-1/2")	46cm (18")	5.5cm (2-1/4")	76cm (29-3/4")
L62	5cm (2")	62cm (24-1/2")	7cm (2-3/4")	96cm (37-3/4")



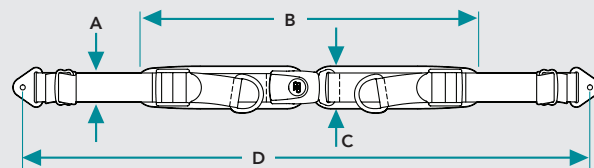
Non-Padded Hip Belts

Size	A	D
S	2.5cm (1")	117cm (46")
M	4cm (1-1/2")	142cm (56")
L	5cm (2")	155cm (61")
L-EXT	5cm (2")	206cm (81")



Center-Pull and Dual-Pull Hip Belts

Size	A	B	C	D
S32	2.5cm (1")	32cm (12-1/2")	4.5cm (1-3/4")	117cm (46")
S38	2.5cm (1")	38cm (15")	5cm (2")	117cm (46")
M36	4cm (1-1/2")	36cm (14")	5.5cm (2-1/4")	130cm (51")
M46	4cm (1-1/2")	46cm (18")	5.5cm (2-1/4")	142cm (56")
L62	5cm (2")	62cm (24-1/2")	7cm (2-3/4")	155cm (61")
L82	5cm (2")	82cm (32")	9cm (3-1/2")	206cm (81")
L92	5cm (2")	92cm (36")	10cm (4")	206cm (81")

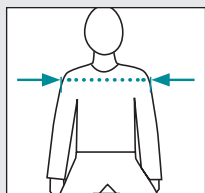


Rear-Pull Hip Belts

Size	A	B	C	D
S38	2.5cm (1")	38cm (15")	5cm (2")	117cm (46")
M40	4cm (1-1/2")	40cm (15-3/4")	5.5cm (2-1/4")	142cm (56")
M46	4cm (1-1/2")	46cm (18")	5.5cm (2-1/4")	142cm (56")

Stayflex™, PivotFit™ and Trimline Harnesses

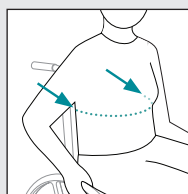
Measure the maximum width across the shoulders, at the deltoid muscles.



Size	Shoulder Width
XS	24–28cm (9-1/2–11")
S	28–33cm (11–13")
M	33–41cm (13–16")
L	41–48cm (16–19")
XL	48–56cm (19–22")
PivotFit™ Harness Only:	
XXS	21–24cm (8-1/4–9-1/2")

Monoflex™

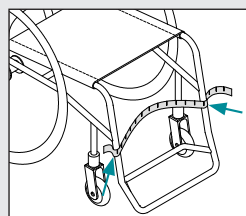
Measure the trunk around the front and sides at the height at which the Monoflex™ will be worn.



Size	Pad Length	Underarm Release	Center Release
		(One-piece)	(Two-piece)
XS	31cm (12-1/4")	7cm (2-3/4")	5.5cm (2-1/4")
S	39.5cm (15-1/2")	7.5cm (3")	6.5cm (2-1/2")
M	46.5cm (18-1/4")	10cm (4")	8cm (3-1/4")
L	54.5cm (21-1/2")	11.5cm (4-1/2")	9cm (3-1/2")
XL	62cm (24-1/2")	12.5cm (5")	9.5cm (3-3/4")

Aeromesh® Calf Supports

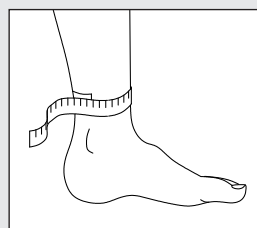
Measure the curved distance around the legs from the outside of the wheelchair. Allow for "flex."



S	35 - 40cm (14-16")
M	40 - 50cm (16-20")
L	50 - 61cm (20-24")

Ankle Huggers®

Measure circumference above ankle.



XS	14cm–17cm (5-1/2–7")
S	17cm–20cm (6-1/2–8")
M	19cm–23cm (7-1/2–9")
L	22cm–29cm (8-1/2–11-1/2")
XL	28cm–33cm (11–13")